

GP Self-regulating Cable for Gutters and Downpipes

- Prevents accumulation of ice in gutters and downpipes
- Prevents damage to gutters and downpipes
- Ensures that rain and melt-water can drain away normally and not cause damage to properties
- Prevents danger to people from collapsing gutters and falling icicles.



Keep gutters and downpipes ice-free

Typical Applications

The GP system is ideal for both domestic and commercial installation.

Features

- Energy saving self-regulating cable – output reduces as ambient temperature rises
- Self-regulating technology eliminates ‘hot spots’ and failures caused by cables touching or crossing
- Parallel cable technology allows cable to be cut to length on site without affecting watts per metre output
- The cable’s Polyolefin sheath is UV resistant ensuring long operating life in exposed areas
- ‘Gel’ filled power connector and end seal allow quick installation without the need for a heat gun or crimp tool. The high-tech insulating gel allows safe and secure joints and terminations to be made in a few minutes.

Controlling GP Self-Regulating Cable

Choose between manual and thermostatic control.

Manual control by means of a simple switch is commonly adopted for small domestic installations.

For larger installations we recommend control by means of a GP-T electronic thermostat.

The problems associated with snow and ice occur when the ambient temperature is between +5°C and -5°C. To ensure maximum economy, the GP-T has two set-points. In this way the system will be switched off when the temperature is either too high or too low for problems to arise.

The GP-T should be mounted externally in a sheltered location. The thermostat conforms to IP65. See page 61 for full details.



GP-T with cover removed showing set-point adjustment knobs

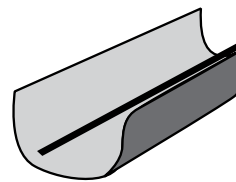


GP-T with cover in place

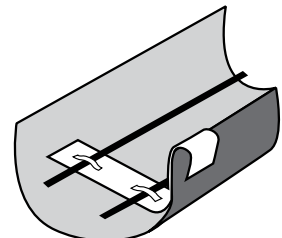
Selection

Gutters

For gutters up to 120mm wide use a single run of GP-18 cable. For wider gutters use an additional run of cable for every additional 120mm increase in width.



Single run of GP-18 cable in a typical domestic gutter



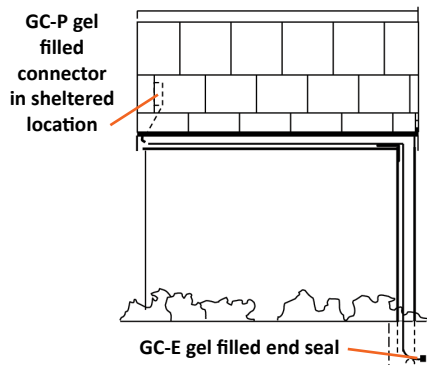
GP-18 cable installed in a wide gutter with spacing maintained by GP-S spacer

Downpipes

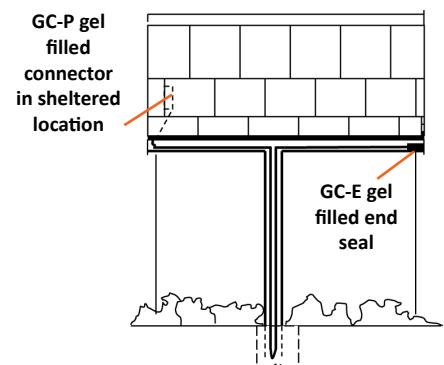
For downpipes at the end of a gutter, a single run of GP-18 will be required with cable extending approximately 500mm below ground level. The gel filled end seal will be applied to the end of the run.

For downpipes which interrupt a gutter, a double loop of cable should be installed with the end of the loop extending approximately 500mm below ground level.

Strain relief will be required for downpipes longer than 34m



GP-18 protecting gutter and downpipe with downpipe at the end of the run




GP-18 protecting gutter and downpipe with a centrally located downpipe

Terminations

BN Thermic's gel filled termination devices should be used. Each cable run will require 1 x GC-P connector and 1 x GC-E end seal. The GC-P should be mounted in a sheltered location and is used to connect the heating cable to the power lead (a 2.5mm² twin and earth cable is recommended).

The GC-E is used to seal the end of a cable run.



GC-P gel filled connector providing quick means of connecting power lead

GC-E gel filled push fit end seal



Spacer Kits

Each GP-S spacer kit consists of 5 stainless steel spacers and 10 UV resistant cable ties. The spacers are used to protect the cable as it passes over a sharp edge and to maintain the correct spacing when multiple cable runs are installed in a gutter.

GP-18 Specification

Voltage	230V
Nominal Output at 0°C	
In ice water	36W/m
In air	18W/m
Minimum installation temperature	-40°C
Maximum exposure temperature	
Power on	65°C
Power off	85°C
Minimum bending radius	25mm
Maximum circuit length	65m



GP-S spacer kit

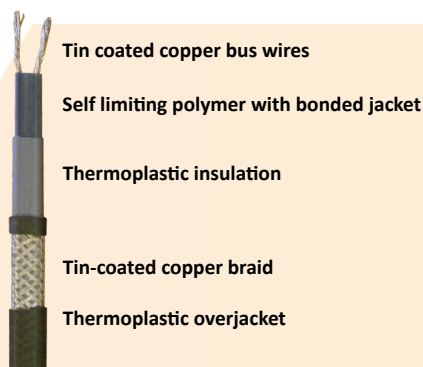


GP-S spacer protecting GP-18 cable from a sharp edge

Roof Protection

In areas subject to severe climatic conditions it may be necessary to protect the lower edge of a pitched roof. GP-18 cable is ideal for this application. Please call the BN Thermic sales office to discuss.

Please note that GP-18 is not suitable for use with bitumen or tar related surfaces such as roofing felt.



Structure of GP-18 heating cable

GP Gutter Protection Cable - Specifications

Model	Description
GP-18	Self-regulating cable – by the metre
GC-P	Gel filled connector
GC-E	Gel filled end seal
GP-S	Spacer Kit
GP-T	Thermostat IP65