


## 800 SERIES OVERDOOR HEATERS

### What is an Overdoor Heater?

A discreet and effective heater designed to sit above doorways, creating a warm welcome for staff and customers in commercial spaces such as shops, cafes and entrance areas. Proudly UK-manufactured, these units are now available in a choice of black or white finishes, offering both style and performance in equal measure.



### Key Features

- Dual function bracket for overdoor or space heating (overdoor only for 9kW heater)
- M8 threaded holes for drop rod suspension
- Models with a 'T' suffix have adjustable electronic thermostat
- All heaters can be controlled via the CS-8, CS-9, CS-DT and CS-WIFI controllers due to some models having internal relays
- For multi-heater installations see SystemX (page 24-25)



#### Energy Saving Tip

Installing a CS-8 switch gives you a low heat option which reduces your electricity consumption (ideal for warmer months).









## 800 Series Overdoor Heaters – White Finish

Model	kW	Finish	Built in thermostat
830	3	White	No
830T	3	White	Yes
860	6	White	No
860T	6	White	Yes
890	9	White	No
890T	9	White	Yes

## 800 Series Overdoor Heaters – Black Finish

Model	kW	Finish	Built in thermostat
830B	3	Black	No
830TB	3	Black	Yes
860B	6	Black	No
860TB	6	Black	Yes
890B	9	Black	No
890TB	9	Black	Yes

## Controls

	Description	Model	Details
	Switch for single fan heater (on/off/high heat/low heat/fan only)	CS-8 <b>NEW</b>	Page 134
	Switch for two fan heaters (on/off/high heat/low heat/fan only)	CS-9 <b>NEW</b>	Page 134
	Electronic thermostat 16A with built-in CS-8 switch	CS-DT <b>NEW</b>	Page 135
	WiFi thermostat 16A with built-in CS-8 switch	CS-WIFI <b>NEW</b>	Page 135
	Adjustable room thermostat 16A	RST3-IN	Page 120
	Tamperproof room thermostat 16A	RST3-TP	Page 120

\*Tamperproof function available on these models

## Technical

kW		Volts	Airflow (m³/h)	dB* @2m	Recommended Mounting Height(m)		Dimensions(mm)			Weight (kg)
High	Low				Min	Max	W	D	H	
3.0	2.0	230	245	49	1.8	3.0	635	108	225	7.0
6.0	4.0	230	490	54.4	1.8	3.0	1105	108	225	11.5
9.0	6.0	230 or 400/3N	735	56	1.8	3.0	1620	108	225	17

\*Noise levels are factory tested not laboratory tested



### Brewdog

**Location:** Central London

**Installed:** 1 x 6kW Overdoor Heater in black finish



## The Original Factory Shop

**Location:** Llandudno, Wales

**Installed:** 1 x 6kW Overdoor Heater