


# RH RECESSED FAN HEATERS

## What is a Recessed Fan Heater?

A discreet heater designed to sit within plasterboard ceilings, creating a warm welcome for staff and customers in commercial spaces such as shops, cafes and entrance areas. These recessed ceiling heaters free up valuable wall space and require only a shallow 200 mm clearance above the ceiling, making them ideal for installations where space is limited.



## Key Features

- Air inlet and outlet through front panel
- Simple fixing through front face of heater
- Only 200mm clearance required above ceiling
- All heaters can be controlled via the CS-8, CS-9, CS-DT and CS-WIFI controllers due to some models having internal relays
- For multi-heater installations see SystemX (page 30-31)



### Energy Saving Tip









Installing a CS-8 switch gives you a low heat option which reduces your electricity consumption (ideal for warmer months).



## RH Recessed Fan Heaters

Model	kW
RH-20	2.0
RH-30	3.0
RH-60	6.0

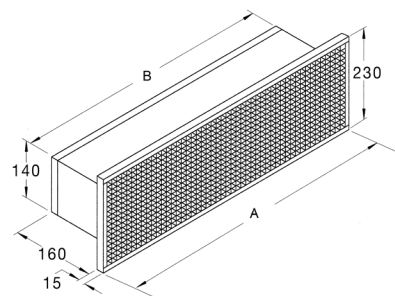
## Controls

	Description	Model	Details
	Switch for single fan heater (on/off/high heat/low heat/fan only)	CS-8 <b>NEW</b>	Page 134
	Switch for two fan heaters (on/off/high heat/low heat/fan only)	CS-9 <b>NEW</b>	Page 134
	Electronic thermostat 16A with built-in CS-8 switch	CS-DT <b>NEW</b>	Page 135
	WiFi thermostat 16A with built-in CS-8 switch	CS-WIFI <b>NEW</b>	Page 135
	Electronic programmable thermostat 16A (recessed)*	RD16	Page 122
	Wi-Fi electronic thermostat 16A (recessed - free app)*	WD16	Page 123
	Adjustable room thermostat 16A	RST3-IN	Page 120
	Tamperproof room thermostat 16A	RST3-TP	Page 120

\*Tamperproof function available on these models

## Dimensions

kW	A (mm)	B (mm)	Aperture Size (mm)	Insert Clearance (mm)
2.0	363	307	315 x 150	200
3.0	597	550	560 x 150	200
6.0	1198	1138	1148 x 150	200



## Technical

kW		Volts	Airflow (m³/h)	dB* @2m	Recommended Mounting Height (m)		Weight (kg)
High	Low				Min	Max	
2.0	1.0	230	132	47.5	1.8	2.4	4.0
3.0	2.0	230	245	54	1.8	3.0	6.0
6.0	4.0	230	490	55.7	1.8	3.0	12

\*Noise levels are factory tested not laboratory tested



### Mind Charity Shop

**Location:** Camden, London

**Installed:** 3 x 3kW Recessed Heaters



## Charity Shop

**Location:** Tunbridge Wells, Kent

**Installed:** 1 x 6kW Recessed Heater